

TAROS

LINCOLN 2021

Towards Autonomous Robotic Systems Conference (TAROS)

8-10 September 2021

Hosted by

Sponsored by



UNIVERSITY OF
LINCOLN



EPSRC Centre for Doctoral Training in Agri-Food Robotics

Information for presenters

Thank you for your contribution to TAROS 2021. We hope you enjoy the experience; we are very much looking forward to your presentation.

Please do make sure you familiarise yourself with the below information to ensure you get the most out of the conference experience.

General information for oral presenters

The conference will be run as a Zoom webinar (see below for details). When it is your time to present, we would ask that you please turn on your camera and microphone.

The session chair (detailed in the programme) will give a brief introduction and then invite you to share your screen. You will then be given the allocated time to present and once complete, if there is time, questions will be invited by the audience, these will be relayed to you via the session chair. Attendees will be invited to ask any further questions via Discord (see below for details).

Should you have difficulties sharing your screen, one of our technical support team will be ready to share your presentation on your behalf (if you have provided a copy to the team prior to the conference). They will take cue from you as to when to change slides.

General information for poster presenters

As a poster presenter, you will have already uploaded a spotlight video presentation of your poster (2 minutes max.). All spotlight presentations will be shown via Zoom, on loop during the poster sessions.

We ask that you ensure you make yourself available via Discord during the two timetabled poster sessions (see Discord section below), as this is how attendees will be able to ask questions and discuss your posters with you.

Zoom

We recommend that you take a few moments to ensure that you are running the most recent version of Zoom. [Detailed instructions for doing so can be found on the Zoom website.](#)

You will be able to interact with attendees via the Zoom chat function, [find out more about the Zoom chat function on the Zoom website.](#) We ask that you please remain respectful in the conference chat.

The link for accessing the Zoom conference is: <https://eng-cam.zoom.us/j/86816663075>

Zoom information for oral presenters

Presenters will join the Zoom webinar via the same link provided to attendees. On the day you are presented, you will be 'promoted' to panellist by one of our technical support team. This provides you with the opportunity to turn on your camera and microphone.

You are welcome to keep your camera on, even when not presenting, we all know, sometimes its nice to see friendly faces when presenting online! However, we would ask that **when you are not presenting, you ensure you mute your microphone.**

Zoom information for poster presenters

Poster presenters will use Zoom in the same way as a normal attendee, for further information please see the conference pack.

Discord

Networking will take place via Discord. All attendees are welcome to use Discord for general discussion with other attendees, as well as communication with presenters. [You can find out more about how to use Discord on the Discord website.](#)

The link for accessing the Discord server is: <https://discord.gg/E8hKCj3jpc>

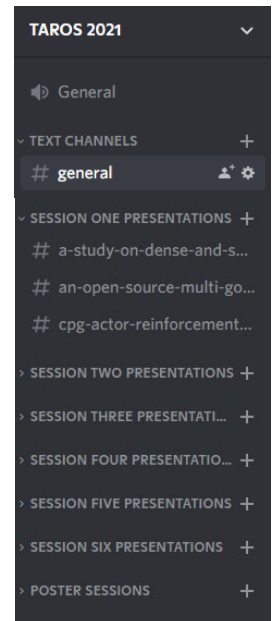
Discord information for oral presenters

We would be grateful if you were able to make yourself available to answer any questions on the Discord server, attendees will be directed to this platform should there be limited time for questions during the conference itself.

In addition to the general chat on Discord, we have created individual channels for each presenter, which can be accessed via the menu on the left-hand side. These channels are grouped according to their session. This means that you will be able to easily pick up any question's attendees may have and give the opportunity for in-depth conversations.

These channels are set up as text chats, meaning it is similar to using any other chat platform (e.g. Zoom chat or WhatsApp).

Just click on your paper title to open the chat. You can also upload any relevant documents you would like to share.




Discord information for poster presenters

We ask that you ensure you make yourself available via Discord during the two timetabled poster sessions (see Discord section below), as this is how attendees will be able to ask questions and discuss your posters with you.

In addition to the general chat on Discord, we have created individual channels for each poster, which can be accessed via the menu on the left-hand side. These channels can be found in the 'Poster Sessions' section and are labelled by the poster numbers found on the programme. This means that you will be able to easily pick up any question's attendees may have and give the opportunity for in-depth conversations. You can also upload any relevant material to this channel, for example, your posters.

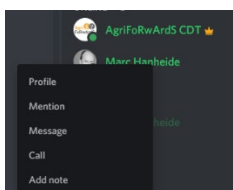
These channels are set up as video chats, meaning it is similar to using any other video meeting platform (e.g. Zoom or Microsoft Teams).

Just click on your poster number to open the call. You can then share your screen using the 'share screen' button on the toolbar at the bottom of the page



Contact information

Urgent messages during the conference should be sent directly to the conference organisers in Discord, simply @AgriFoRwArdS CDT.



You can direct message @AgriFoRwArdS CDT by right clicking on the name and selecting 'message'.

Alternatively, you can contact the organisers via email on agriforwards.cdt@lincoln.ac.uk.